



Cambridge International Examinations
Cambridge International General Certificate of Secondary Education

GEOGRAPHY

0460/42

Paper 4 Alternative to Coursework

October/November 2015

INSERT

1 hour 30 minutes



READ THESE INSTRUCTIONS FIRST

This Insert contains Figs 1, 4 and 5, Photograph A and Table 1 for Question 1, and Table 2 and Figs 8, 10 and 11 for Question 2.

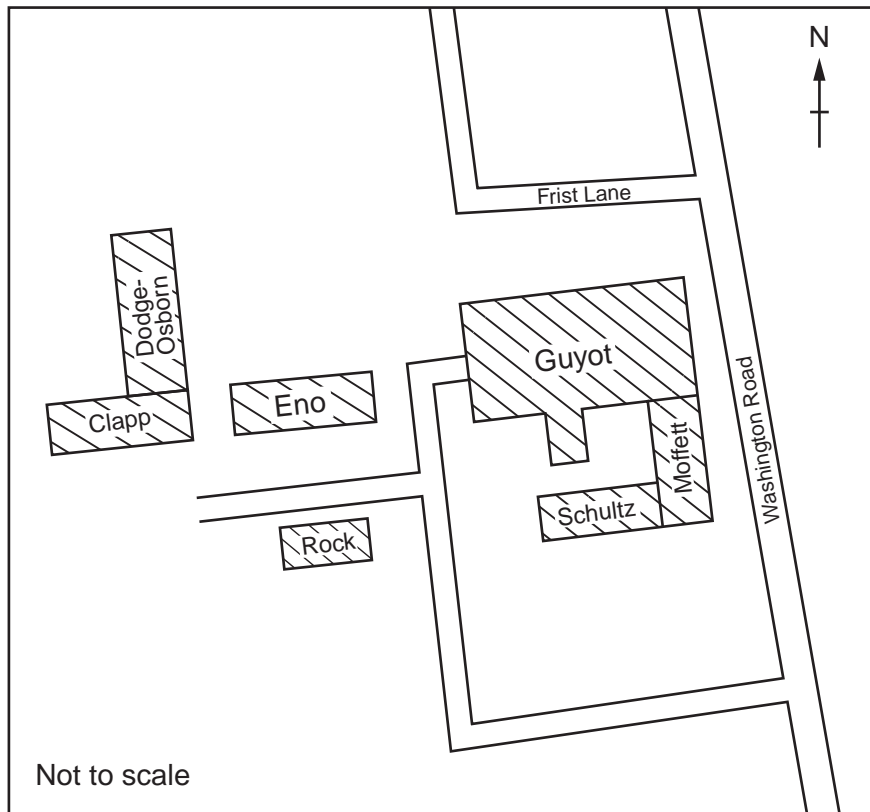
The Insert is **not** required by the Examiner.

The syllabus is approved for use in England, Wales and Northern Ireland as a Cambridge International Level 1/Level 2 Certificate.



This document consists of **8** printed pages.

Fig. 1 for Question 1

Sketch map of part of Princeton University



Key

-  University building
-  Lawn/grassland

3

Photograph A for Question 1

Digital thermometer



Table 1 for Question 1

Temperature measurements

Guyot building – north facing side

| Time of temperature measurement | Temperature recorded at different distances from the building (°C) | | | | | Average temperature (°C) |
|---|--|-------------|-------------|-------------|-------------|--------------------------|
| | Distance from building (m) | | | | | |
| | 0.5 | 1.0 | 2.0 | 4.0 | 8.0 | |
| 06:30 | 22.8 | 22.6 | 22.4 | 22.6 | 22.5 | 22.6 |
| 09:30 | 28.8 | 29.1 | 28.9 | 29.3 | 29.4 | 29.1 |
| 12:30 | 31.5 | 32.3 | 32.5 | 32.5 | 33.4 | 32.4 |
| 15:30 | 34.8 | 34.9 | 35.1 | 35.6 | 35.0 | 35.1 |
| 18:30 | 32.4 | 32.1 | 32.2 | 32.5 | 32.5 | 32.3 |
| 21:30 | 29.3 | 29.1 | 29.0 | 30.0 | 29.0 | 29.3 |
| Average temperature at each distance °C | 29.9 | 30.0 | 30.0 | 30.4 | 30.3 | |

Eno building – south facing side

| Time of temperature measurement | Temperature recorded at different distances from the building (°C) | | | | | Average temperature (°C) |
|---|--|-------------|-------------|-------------|-------------|--------------------------|
| | Distance from building (m) | | | | | |
| | 0.5 | 1.0 | 2.0 | 4.0 | 8.0 | |
| 06:30 | 23.1 | 22.8 | 22.5 | 22.4 | 22.2 | 22.6 |
| 09:30 | 31.6 | 31.0 | 31.2 | 31.2 | 31.3 | 31.3 |
| 12:30 | 34.1 | 34.2 | 34.4 | 34.5 | 34.0 | |
| 15:30 | 35.6 | 35.7 | 36.2 | 36.0 | 35.2 | 35.7 |
| 18:30 | 32.8 | 32.8 | 33.0 | 33.1 | 33.0 | 32.9 |
| 21:30 | 29.8 | 29.6 | 29.5 | 29.6 | 29.1 | 29.5 |
| Average temperature at each distance °C | 31.2 | 31.0 | 31.1 | 31.1 | 30.8 | |

Key

| | |
|-------------|----------------------|
| 31.1 | Temperature in shade |
| 33.4 | Temperature in sun |

Fig. 4 for Question 1

**Wet and dry bulb thermometer
(Hygrometer)**

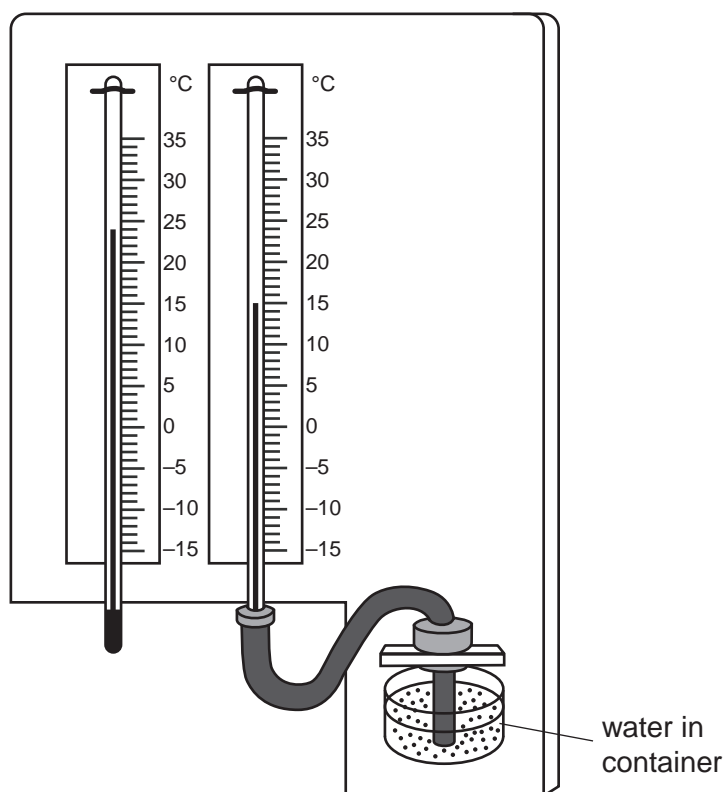


Fig. 5 for Question 1

Extract from relative humidity table

Relative Humidity (%)

| Dry Bulb Temperature (°C) | difference between wet bulb and dry bulb temperature (°C) | | | | | | | | | | | | | | | |
|---------------------------|---|----|----|----|----|----|----|----|----|----|----|----|----|----|----|----|
| | 0 | 1 | 2 | 3 | 4 | 5 | 6 | 7 | 8 | 9 | 10 | 11 | 12 | 13 | 14 | 15 |
| 0 | 100 | 81 | 63 | 45 | 28 | 11 | | | | | | | | | | |
| 2 | 100 | 83 | 67 | 51 | 36 | 20 | 6 | | | | | | | | | |
| 4 | 100 | 85 | 70 | 56 | 42 | 27 | 14 | | | | | | | | | |
| 6 | 100 | 86 | 72 | 59 | 46 | 35 | 22 | 10 | | | | | | | | |
| 8 | 100 | 87 | 74 | 62 | 51 | 39 | 28 | 17 | 6 | | | | | | | |
| 10 | 100 | 88 | 76 | 65 | 54 | 43 | 33 | 24 | 13 | 4 | | | | | | |
| 12 | 100 | 88 | 78 | 67 | 57 | 48 | 38 | 28 | 19 | 10 | 2 | | | | | |
| 14 | 100 | 89 | 79 | 69 | 60 | 50 | 41 | 33 | 25 | 16 | 8 | 1 | | | | |
| 16 | 100 | 90 | 80 | 71 | 62 | 54 | 45 | 37 | 29 | 21 | 14 | 7 | 1 | | | |
| 18 | 100 | 91 | 81 | 72 | 64 | 56 | 48 | 40 | 33 | 26 | 19 | 12 | 6 | | | |
| 20 | 100 | 91 | 82 | 74 | 66 | 58 | 51 | 44 | 36 | 30 | 23 | 17 | 11 | 5 | | |
| 22 | 100 | 92 | 83 | 75 | 68 | 60 | 53 | 46 | 40 | 33 | 27 | 21 | 15 | 10 | 4 | |
| 24 | 100 | 92 | 84 | 76 | 69 | 62 | 55 | 49 | 42 | 36 | 30 | 25 | 20 | 14 | 9 | 4 |
| 26 | 100 | 92 | 85 | 77 | 70 | 64 | 57 | 51 | 45 | 39 | 34 | 28 | 23 | 18 | 13 | 9 |
| 28 | 100 | 93 | 86 | 78 | 71 | 65 | 59 | 53 | 47 | 42 | 36 | 31 | 26 | 21 | 17 | 12 |
| 30 | 100 | 93 | 86 | 79 | 72 | 66 | 61 | 55 | 49 | 44 | 39 | 34 | 29 | 25 | 20 | 16 |

Table 2 for Question 2

Results of visitor counts

Badesi

| | Sunday | Monday |
|---------------|--------|--------|
| 09.30 – 09.45 | 36 | 28 |
| 12.30 – 12.45 | 53 | 51 |
| 16.30 – 16.45 | 40 | 37 |
| Total | 129 | 116 |

Valledoria

| | Sunday | Monday |
|---------------|-----------|-----------|
| 09.30 – 09.45 | 34 | 29 |
| 12.30 – 12.45 | 64 | 55 |
| 16.30 – 16.45 | 46 | 35 |
| Total | 144 | 119 |

Fig. 8 for Question 2

Bi-polar scoring sheet

| | -2 | -1 | 0 | +1 | +2 | |
|---|----|----|---|----|----|--|
| Beach is made of shingle | | | | | | Beach is made of sand |
| Narrow beach | | | | | | Wide beach |
| Little wildlife | | | | | | Lots of wildlife |
| Poor visitor access with no path or steps | | | | | | Easy visitor access by paths or steps |
| No car park | | | | | | Large, free car parks |
| Lots of litter on the beach | | | | | | No litter on the beach |
| Large rocks and broken groynes for protection against the sea | | | | | | Well-maintained groynes for protection against the sea |
| No beach facilities | | | | | | Lots of beach facilities, including shop and toilets |
| View behind beach is the cliff wall and hotels | | | | | | View behind beach is attractive countryside |
| Very noisy | | | | | | Very quiet |

Fig. 10 for Question 2

Questionnaire

Hello, I'm a student from The International Community School. I am doing a survey of tourists to help me complete my geography fieldwork.

Male

Female

1. Which one of the following age groups do you belong to?

Age:

Under 20

20-35

36-50

51-65

Over 65

2. What is the main reason for your visit to this area today?

Cycling

Shopping

Eating in a restaurant

Swimming

Fishing

Sunbathing on the beach

Looking at the scenery

Walking

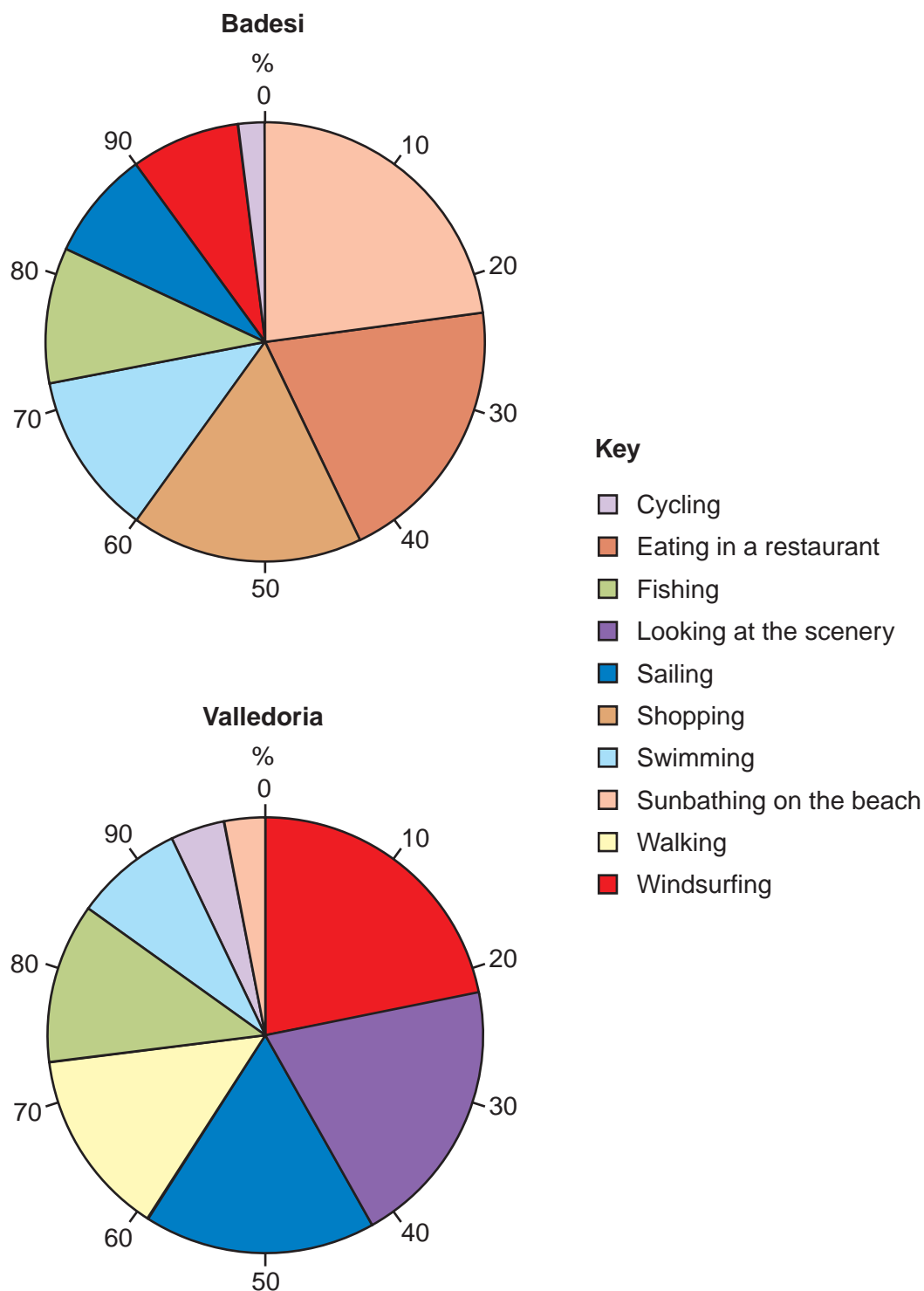
Sailing

Windsurfing

Thank you for your time.

Fig. 11 for Question 2

Results of tourist questionnaire



Permission to reproduce items where third-party owned material protected by copyright is included has been sought and cleared where possible. Every reasonable effort has been made by the publisher (UCLES) to trace copyright holders, but if any items requiring clearance have unwittingly been included, the publisher will be pleased to make amends at the earliest possible opportunity.

To avoid the issue of disclosure of answer-related information to candidates, all copyright acknowledgements are reproduced online in the Cambridge International Examinations Copyright Acknowledgements Booklet. This is produced for each series of examinations and is freely available to download at www.cie.org.uk after the live examination series.

Cambridge International Examinations is part of the Cambridge Assessment Group. Cambridge Assessment is the brand name of University of Cambridge Local Examinations Syndicate (UCLES), which is itself a department of the University of Cambridge.